

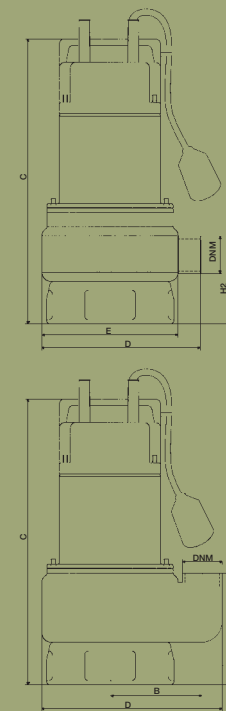
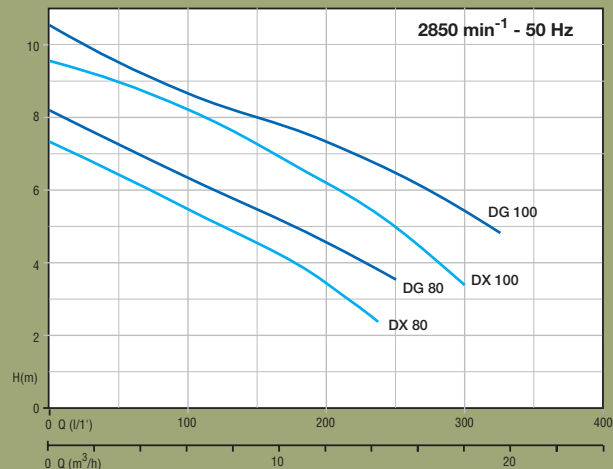


**DG 100 G**

**DX 80**

**DX 100 G**

per caratteristiche-varianti costruttive pag. 70 - for features schedule-constructural variances pag. 70



TIPO - TYPE		Pot. assorbita Puiss. absorbée Input power Leistungsaufnahme Pot. absorbida W	AMPERE		Q = portata - débit - capacity - Fördermenge - Caudal							
Monofase Monophasé Single-phase Wechselstrom Monofásico 230 V - 50 Hz	Trifase Triphasé Three-phase Drehstrom Trifásico 230/400 V - 50 Hz		Monofase Monophasé Single-phase Wechselstrom Monofásico 1 x 230 V	Trifase Triphasé Three-phase Drehstrom Trifásico 3 x 400 V	m <sup>3</sup> /h	0	3	6	9	12	15	18
		Prevalenza manometrica totale in m. C.A. Hauteur manométrique totale en m. - Total head in meters w.c. Förderhöhe m. - Altura de impulsión manométrica total en m.										
		l/1'	0	50	100	150	200	250	300			
<b>DX 80 G</b>	-	1050	4.7	-	7.4	6.3	5.4	4.5	3.5	-	-	-
<b>DX 80</b>	<b>DX† 80</b>	1050	4.7	2.2	7.4	6.3	5.4	4.5	3.5	-	-	-
<b>DX 80/2 G</b>	-	1050	4.7	-	7.4	6.3	5.4	4.5	3.5	-	-	-
<b>DX 80/2</b>	<b>DX† 80/2</b>	1050	4.7	2.2	7.4	6.3	5.4	4.5	3.5	-	-	-
<b>DX 100 G</b>	-	1350	6.2	-	9.8	9	8.3	7.3	6.3	5.1	3.5	-
<b>DX 100</b>	<b>DX† 100</b>	1350	6.2	2.8	9.8	9	8.3	7.3	6.3	5.1	3.5	-
<b>DX 100/2 G</b>	-	1350	6.2	-	9.8	9	8.3	7.3	6.3	5.1	3.5	-
<b>DX 100/2</b>	<b>DX† 100/2</b>	1350	6.2	2.8	9.8	9	8.3	7.3	6.3	5.1	3.5	-
<b>DG 80 G</b>	-	1050	4.7	-	8.3	7.4	6.4	5.6	4.8	3.7	-	-
<b>DG 80</b>	<b>DG† 80</b>	1050	4.7	2.2	8.3	7.4	6.4	5.6	4.8	3.7	-	-
<b>DG 80/2 G</b>	-	1050	4.7	-	8.3	7.4	6.4	5.6	4.8	3.7	-	-
<b>DG 80/2</b>	<b>DG† 80/2</b>	1050	4.7	2.2	8.3	7.4	6.4	5.6	4.8	3.7	-	-
<b>DG 100 G</b>	-	1350	6.2	-	10.4	9.4	8.7	8.1	7.4	6.6	5.7	-
<b>DG 100</b>	<b>DG† 100</b>	1350	6.2	2.8	10.4	9.4	8.7	8.1	7.4	6.6	5.7	-
<b>DG 100/2 G</b>	-	1350	6.2	-	10.4	9.4	8.7	8.1	7.4	6.6	5.7	-
<b>DG 100/2</b>	<b>DG† 100/2</b>	1350	6.2	2.8	10.4	9.4	8.7	8.1	7.4	6.6	5.7	-

DX/DG 80/2) G - DX/DG 100/2) G: elettropompe complete di interruttore a galleggiante.  
DX/DG 80/2) G - DX/DG 100/2) G: electro-pompes avec contacteur à flotteur.  
DX/DG 80/2) G - DX/DG 100/2) G: electric pumps with floating switch.  
DX/DG 80/2) G - DX/DG 100/2) G: Elektropumpen ausgerüstet mit Schwimmschalter.  
DX/DG 80/2) G - DX/DG 100/2) G: electrobombas completo de interruptor con flotador.

Tutte le elettropompe sono complete di cavo elettrico di alimentazione lungo 10 m (H07 RN-F)  
Toutes les electro-pompes sont munies d'un cable électrique d'alimentation de 10 m de longueur (H07 RN-F)  
All electric pumps are equipped with 10 m electric cable (H07 RN-F)  
Alle Elektropumpen sind mit elektrisches kabel 10 meterlang ausgerüstet (H07 RN-F)  
Todas las electrobombas tienen un cable eléctrico de alimentación de 10 m (H07 RN-F)

TIPO TYPE	Dimensioni mm Dimensions mm Dimensions mm Masstabelle mm Dimensiones mm					Dimensioni imballo mm Dimensions d'emballage mm Packing dimensions mm Verpackungsmasse mm Dimensiones embalaje mm				Peso Poids Weight Gewicht Peso Kg
	B	C	D	E	H2	DNM	I	L	M	
<b>DX 80 G</b>	-	395	183	160	100	1" 1/2	170	235	450	10
<b>DX 80/2 G</b>	-	395	183	160	100	2"	170	235	450	10
<b>DX 100 G</b>	-	395	183	160	100	1" 1/2	170	235	450	11.5
<b>DX 100/2 G</b>	-	395	183	160	100	2"	170	235	450	11.5
<b>DG 80 G</b>	110	410	230	-	160	1" 1/2	170	235	450	12
<b>DG 80/2 G</b>	110	410	230	-	160	2"	170	235	450	12
<b>DG 100 G</b>	110	410	230	-	160	1" 1/2	170	235	450	13.5
<b>DG 100/2 G</b>	110	410	230	-	160	2"	170	235	450	13.5


• **serie DX / DG**

elettropompe  
sommersgibil



• **serie DX / DG**

electropompe  
submersibles



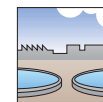
• **serie DX / DG**

submersible  
electric pumps



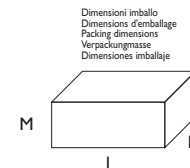

• **baureihe DX / DG**

Tauchmotorelektropumpen



• **serie DX / DG**

electrobombas sumergibles



Dimensioni imballo  
Dimensions d'emballage  
Packing dimensions  
Verpackungsmasse  
Dimensiones inballaje

PASSAGGIO CORPI SOLIDI:

PASSAGE CORPS SOLIDES:

PASSAGE OF SOLIDS:  
**max. Ø 35 mm**

KORNGRÖSSE:

PAJO DE SOLIDOS:

**SOMMERGIBIL**  
submersible electric pumps